

**EFFECT OF HOMEGARDEN AND PARKLAND AGROFORESTRY
PRACTICES IN ETHIOPIA ON SELECTED SOIL PROPERTIES****Wolle HS^{1,2}, Barberi P² and S Carlesi²****Hailie Shiferaw Wolle**

*Corresponding author email: haile377@gmail.com

¹Ethiopian Environment and Forestry Research Institute, Bahir Dar Center, Ethiopia

²Institute of Life Sciences, Scuola Superiore Sant'Anna Piazza Martiri della Libertà, 33-56127 Pisa, Italy



ABSTRACT

Ethiopian agricultural lands are fragile due to inherent unfavourable soil properties, over-exploitation, mismanagement (deforestation, over-grazing and inappropriate land use systems) and harsh weather conditions. These factors are worsened by changing climatic conditions, leading to significant problems in terms of soil erosion and loss of soil fertility. The consequences of such processes can be detected at the economic (agricultural production is currently being jeopardized) and biological (risks of biodiversity loss and habitat fragmentation) levels. However, the use of tree/shrub species in various agroforestry practices can increase soil nutrient supply through nitrogen fixation, improve soil structure, reduce soil erosion and nutrient losses. A study was carried out in the Amhara region, Ethiopia to evaluate the effect of homegarden and parkland agroforestry practices on selected soil chemical properties. Soil samples were taken from 20x20m square plots established in homegarden agroforestry and adjacent agricultural land without trees (control). In parkland agroforestry practice, two dominant tree species in each of the five villages were chosen. Soil samples were taken from the tree at the midpoint of the canopy projection, at 0-15 and 15-30 cm depths. The collected soil samples were air-dried, homogenized and passed through a 2 mm sieve for subsequent soil chemical analysis. The results indicated that all soil chemical properties except total nitrogen were significantly ($P \leq 0.05$) affected by the agroforestry practices. Higher soil organic carbon, organic matter, available phosphorus, and exchangeable potassium were found in the homegarden agroforestry practice, while the lowest values were recorded in without-tree fields (control). All soil chemical properties except soil pH decreased as the soil depth increased. Higher value of organic carbon, available phosphorus, and exchangeable potassium were found in the homegarden agroforestry likely because of a higher proportion of deep-rooted tree/shrub species and species belonging to the legume functional group. Therefore, the homegarden agroforestry practice can be used as an ecologically friendly and sustainable alternative to maintaining soil fertility.

Key words: Mixed-effect model, Functional composition, Functional diversity, Soil quality



INTRODUCTION

Declining land productivity because of land degradation is a serious problem in most developing countries. This is mainly true for East African countries including Ethiopia, where land degradation is a common feature of farming systems, requiring high external inputs (fertilizers) [1]. The main causes of land degradation include deforestation, soil erosion, and inappropriate land-use systems as a result of increasing population [2, 3, 4, 5]. Hugo *et al.* [6] reported that about 50% of arable lands in Ethiopian highlands are degraded from moderate to severe level. Adding high levels of input such as fertilizer and labour to improve productivity on a degraded farm land ruins the economic situation of most Ethiopian farmers. Instead, land management based on the use of indigenous trees and other locally available resources is relatively inexpensive as it entails little cash investment [7]. Thus, agroforestry could form an alternative farming system that is more ecologically and economically sustainable. Agroforestry practices can potentially improve micro-climate, floral and faunal composition, and other ecosystem components by creating suitable environmental conditions [8,9]. There are various types of agroforestry practices in different parts of Ethiopia. Parklands, homegardens, woodlots, farm boundaries, trees on grazing lands [10, 11] are the most common agroforestry practices. Among these, homegarden agroforestry is defined as a land use system involving integrated management of trees/shrubs, crops and livestock within the compounds of individual houses, where the whole tree-crop-animal system is being intensively managed by family labour [12]. In contrast, parkland agroforestry is a land-use system in which scattered individuals of woody perennials are deliberately preserved in association with crops and/or animals in a spatially disperse arrangement, where there is both ecological and economic interaction between trees and other system components [13]. The presence of trees in the homegarden and parkland agroforestry practices can enhance nutrient addition to the soil and increase nutrient availability for understory plants through nitrogen fixation, creating suitable environment for soil microorganisms and reducing nutrient and moisture losses by erosion and evaporation, respectively [14].

Many studies have emphasized the importance of parkland agroforestry practices on soil improvement [15 – 19]. Despite this, limited information is available on the effects of homegarden and parkland agroforestry practices on selected soil properties in Ethiopia and particularly in the Amhara region. Empirical evidence is required to demonstrate the positive effects of homegarden and parkland agroforestry on selected soil chemical properties and hence it is very relevant to show the importance of integration of trees in farming systems for reversing soil degradation phenomena to regional land users, decision makers and policymakers. Thus, a dedicated study was carried out to evaluate the effect of homegarden and parkland agroforestry practices on selected soil chemical properties. The hypothesis is that species functional diversity, and especially the presence of legume trees plays a crucial role in improving soil fertility through enhanced nutrient cycling and optimized nutrient availability and that effect depends on the type of agroforestry practice (homegarden *vs* parkland).



MATERIALS AND METHODS

The study was carried out in five representative villages in four districts of Amhara region, Ethiopia. (Table 1 and Figure 1). First a reconnaissance survey was conducted to have an overview of the characteristics of a representative study village. Next, we contacted the District development agents (DAs) before we started selection of the specific study villages. Based on the information obtained from the DAs, we selected five villages (Addisalem, Kuyu, Mariamwuha, Sendeji and Shal) with both homegarden and parkland agroforestry practice.

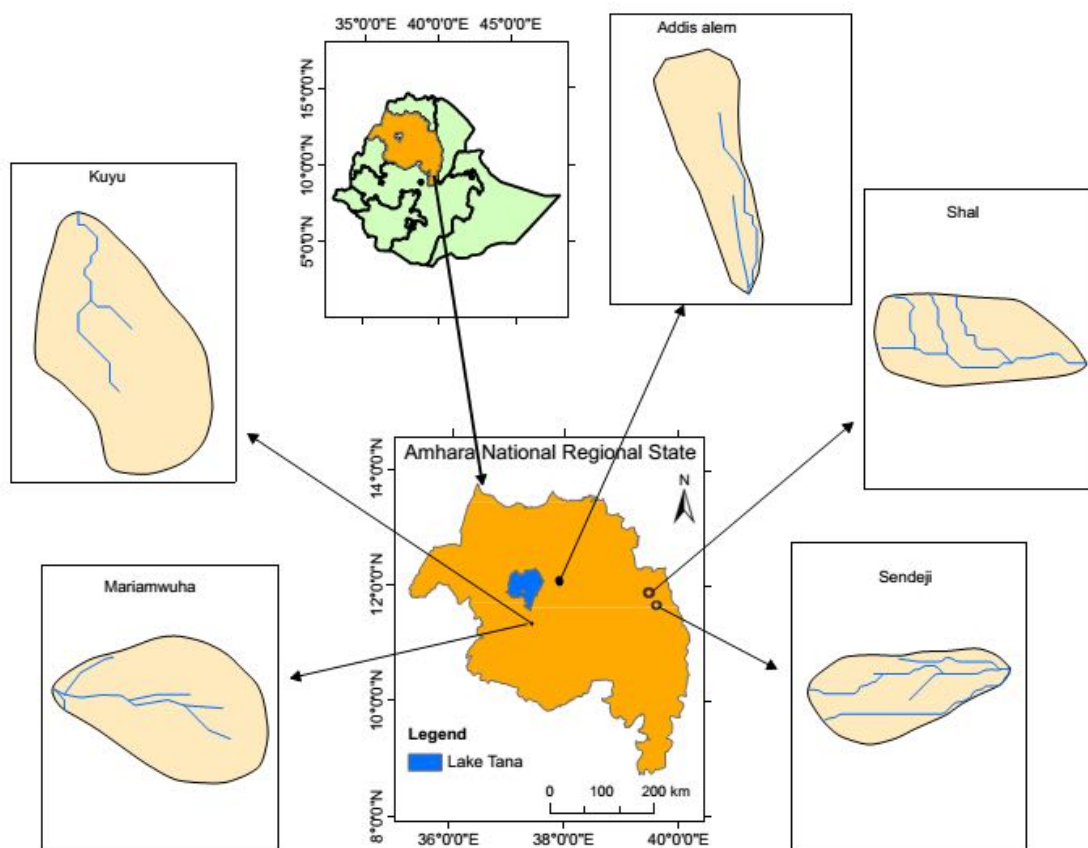


Figure 1: Map of the study area, with indication of the position of the five villages

In the homegarden agroforestry practices and adjacent agricultural lands without trees (control), soil samples were taken after the farm characterized by presence of relatively homogenous site conditions (slope and soil type), relatively similar history of the farm land and absence of influence from other trees in four replicates from 20 m x 20 m established square plots in each village. Soil cores were collected at 0-15 and 15-30 cm depths at the four corners and at the centre of each sampling plots [20]. Soil samples taken from the same depths at five points in the square plots were pooled together to form a composite sample.

In parkland agroforestry practices, two dominant tree species in each village were chosen. In total, five tree species (*Croton macrostachyus*, *Ziziphus spina-christi*,

Acacia abyssinica, *Acacia seyal* and *Fedherbia albida*) were included from all villages. The area covered by each tree canopy was divided into four radial transects following Hailemariam *et al.* [21] and Tadesse *et al.* [15]. Soil samples were taken in four directions (North, South, East, and West) from each tree at the midpoint of the canopy projection, at 0-15 and 15-30 cm depths, using an auger. Soil samples taken from the same depths in the four directions were pooled together to form a composite sample. The collected soil samples were air-dried, homogenized and passed through a 2 mm sieve for subsequent organic carbon (Walkley-Black), total nitrogen (Kjeldahl method), pH (1:2.5 (%) soil: water suspension), available phosphorus (Olsen method) and exchangeable potassium (ammonium acetate extraction at pH 7) analysis. Tree and shrub species found in the two agroforestry practices were aggregated by functional groups, namely: (i) high biomass producers (biomass production per year potential in agroforestry practice ranges between 44 and 280 Mgha⁻¹), (ii) nitrogen-fixing, and (iii) deep-rooted (trees with roots more than fifteen-meter depths) and the root length trait was retrieved from different database.

Statistical analysis

A linear mixed-effect model with the village as a random factor was applied for the soil data (soil pH, organic carbon, organic matter, total nitrogen, available phosphorus, and exchangeable potassium) using the *lmer* function of R statistical software [22]. Normality and homogeneity of variance in the dataset were assessed before statistical analysis. For normality, all residuals of the applied model were pooled and their distribution inspected by q-q plots and Shapiro-Wilk test. Homogeneity of variance was assessed by pooling all residuals and plotting them against the fitted values. Tukey HSD was used as *post-hoc* test where appropriate. The analysis was performed using the *lme4* package of the R software, version 3.4.2 [22].

Differences in functional species composition between the two agroforestry practices were analysed using paired t-test as a linear model in R.

RESULTS AND DISCUSSION

Soil pH

The result indicated that soil pH was significantly ($P \leq 0.05$) affected by land-use type (Table 2). On average, the highest soil pH value (7.12) was found in fields without trees (control) while the lowest pH value (6.32) was recorded in the homegarden agroforestry practice. Soil pH ranged from 6.32 to 7.2, revealing moderately acidic soil conditions in both practices. Soil pH increased with increasing depths, as shown in Table 3. The more acidic soils under homegarden agroforestry might be due to the high accumulation of organic matter via tree/shrub litter fall and root biomass. Soil pH increased with increasing depth, an effect that could be associated with higher carbonate levels and reduced weathering effect in subsoil surfaces [23]. Mohammed *et al.* [24] also reported an increase in bases with an increase in soil depth that could be attributed to the downward movement of solutes by leaching.

Soil organic carbon and soil organic matter

Higher soil organic carbon and organic matter were found in the homegarden agroforestry practice, while the lowest values were recorded in fields without tree (Table 2). As compared to parkland agroforestry, homegarden agroforestry showed on average 70.7% higher values of soil organic carbon and 71% higher values of soil organic matter. The values of soil organic carbon and organic matter properties decreased with increasing soil depth (Table3). A higher proportion of functionally important species like legume tree/shrubs, high biomass producing and deep-rooted species were found in homegarden agroforestry practices (Figures2 and 3). Plant species with high biomass production result in high addition of soil organic matter and facilitate biomass decomposition, maintaining high levels of soil organic carbon [25-27]. Differences in functional species composition between the two agroforestry practices resulting in higher organic carbon were also registered in the homegarden agroforestry practice. Similar to organic carbon, higher soil organic matter was found under homegarden agroforestry followed by parkland agroforestry practices.

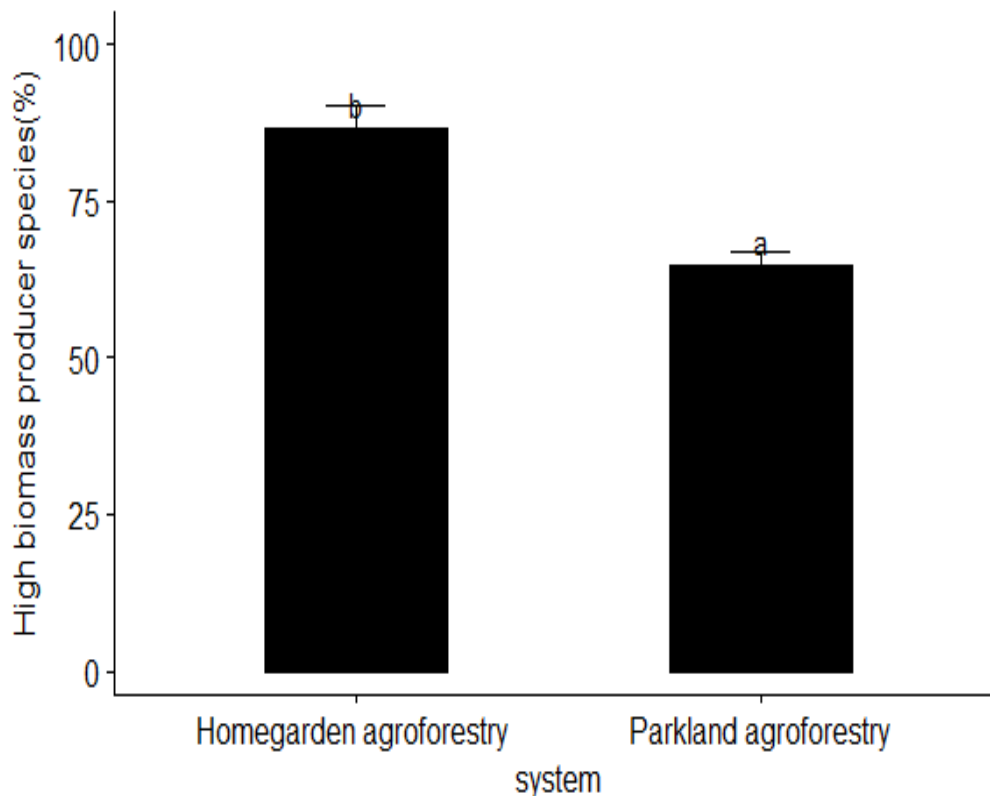


Figure 2: Proportion of high biomass producing species in homegarden and parkland agroforestry practices in five villages of the Amhara region, Ethiopia. Significance letters ($P < 0.05$) and standard error bars are shown

Studies conducted by different authors on the effects of agroforestry on soil organic carbon and organic matter content indicate that higher organic carbon and organic matter content were found under a tree canopy than in open fields [16-19]. This is

probably due to higher litterfall and root biomass turnover [28] in agroforestry practices. Moreover, leguminous tree/shrubs in an agroforestry practice add substantial amounts of nitrogen to the soil via litterfall, root and nodule decay and nitrogen fixation [29] and positively affect soil organic carbon and soil organic matter. Furthermore, agroforestry practices provide soil cover and hence decrease soil erosion [30, 31]. The lower soil organic carbon/matter content in fields without trees may be due to more frequent cultivation of the land [32].

Available phosphorus and exchangeable potassium

Available phosphorus and exchangeable potassium significantly ($P \leq 0.0001$) varied among land use types and between soil depths. Higher available phosphorus and exchangeable potassium were found in the homegarden agroforestry practice, while the lowest values were recorded in fields without tree (Table 2). Compared to parkland agroforestry, homegarden agroforestry showed on average 88.4% higher value of available phosphorus and 86.6% higher values of exchangeable potassium. Higher exchangeable potassium was found under the homegarden agroforestry and parkland agroforestry practice while the lowest exchangeable potassium was found in fields without tree. This is probably an effect of higher organic matter accumulation in the home garden agroforestry practice which released phosphorus during its mineralization. Subba and Dhara [33] reported that higher available phosphorus and exchangeable potassium was found in fruit-based agroforestry practices of West Bengal, India.

Moreover, a higher proportion of deep-rooted tree/shrub species and legume functional compositions in the agroforestry practice could have contributed to the increase in available phosphorus and exchangeable potassium. Several studies reported that most nitrogen-fixing tree/shrub species increased phosphorus concentrations [34, 17]. Furthermore, plant species with a deep root system can draw upon unavailable soil phosphorus and exchangeable potassium from deeper soil profile [35 -36]. Tree/shrub species in agroforestry practices can also establish mutualistic symbioses with mycorrhizal fungi for their nutrition [37], which stimulate the tree by extending their hyphae to areas of soil beyond the root zones of the plant, increasing the uptake of nutrients and particularly phosphorus [38, 39]. Hence, plant species able to host mycorrhizal fungi in both home garden agroforestry practices are expected to improve soil fertility.



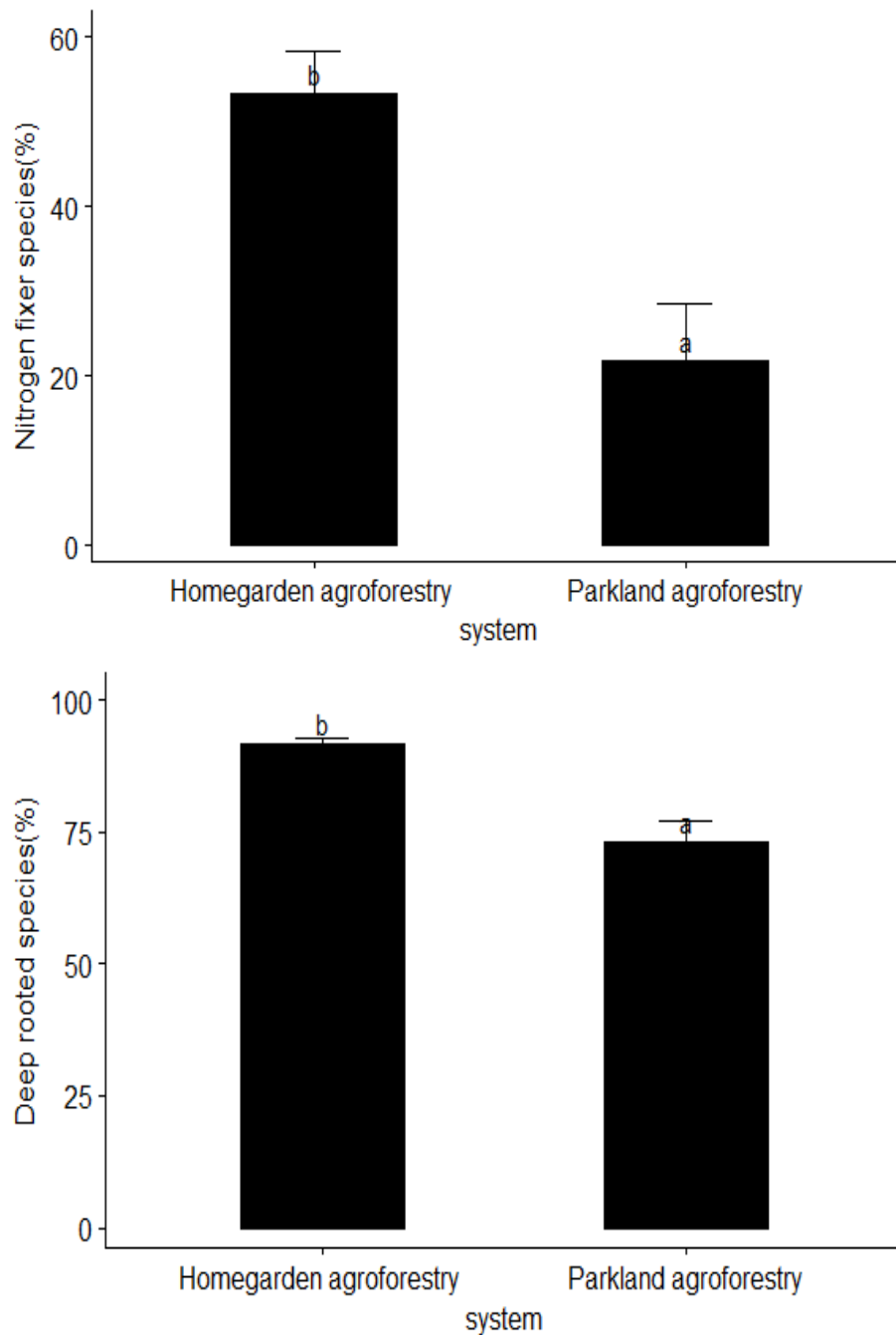


Figure 3: Proportion of nitrogen-fixing species (left) and deep-rooted species (right) in the homegarden and parkland agroforestry practices in five villages of the Amhara region, Ethiopia. Significance letters ($P < 0.05$) and standard error bars are shown

In our study, both exchangeable potassium and available phosphorus decreased with increasing soil depth (Table 3). Panwar and Gupta [40] reported that available phosphorus and exchangeable potassium decreased with increasing soil depths under *Celtis australis* indigenous agroforestry practice of Himachal Pradesh, India. This could be due to the reduction of organic matter content with increasing soil depth.

CONCLUSION

The results of this study revealed that higher functional compositions of species (legume tree/shrub species, high biomass producing, and deep-rooted species) were found in homegarden agroforestry practices. Higher content of organic carbon, organic matter, available phosphorus, and exchangeable potassium were found under homegarden agroforestry practice. Homegarden and parkland agroforestry practices have been shown to have a positive effect on selected soil chemical properties.

Therefore, homegarden and parkland agroforestry practices can be used as an environmentally friendly and sustainable alternative to maintaining soil fertility. Moreover, farmers should be encouraged to increase their farm land productivity through maintaining high functional diversity in both agroforestry practices. Further research should be done on soil microbial populations associated with homegarden and parkland agroforestry practices and their subsequent effects on soil chemical properties and litter quality (litter decomposition) under the two agroforestry practices.

Table 1: Site characteristics of the study villages in the Amhara region, Ethiopia

Site characteristics	Village				
	Addisalem	Kuyu	Mariamwuha	Sendeji	Shal
Latitude	12°6'29'' N	11°21'29'' N	11°20'39'' N	11°40'14'' N	11°53'48'' N
Longitude	37°54'7'' E	37°26'7'' E	37°25'45'' E	39°36'40'' E	39°28'23'' E
Zone	South Gonder	West Gojam	West Gojam	North Wollo	North Wollo
District	Libokemkim	Yilmanadensa	Yilmanadensa	Habru	Gubalafito
Elevation (m a.s.l.)	2031	2292	2238	1849	2027
Precipitation (mm year-1)	1017	1238	1238	924	994
Mean maximum Temperature (°C)	28.0	26.7	26.7	31.0	28.1
Mean minimum Temperature (°C)	10.7	12.4	12.4	14.9	15.2

Table 2: Mean values (SE) of soil pH, organic carbon, organic matter, total nitrogen, available phosphorus and exchangeable potassium under different land-use types, averaged across five villages of the Amhara region, Ethiopia

Parameter	Land use type			P value
	Homegarden agroforestry	Parkland agroforestry	Agricultural land(fields without trees)	
pH (H ₂ O)	6.32 ^a (0.09)	6.95 ^b (0.09)	7.12 ^b (0.09)	< 0.0001
Organic C (%)	2.22 ^b (0.15)	1.57 ^b (0.15)	0.78 ^a (0.15)	< 0.0001
Organic matter (%)	3.83 ^b (0.27)	2.72 ^b (0.27)	1.34 ^a (0.27)	< 0.0001
Total N (%)	0.20 ^a (0.15)	0.17 ^a (0.18)	0.14 ^a (0.17)	0.117
Available P(mg kg ⁻¹)	6.22 ^c (0.25)	5.50 ^b (0.25)	2.14 ^a (0.25)	< 0.0001
Exchangeable K (mg kg ⁻¹)	382.47 ^b (0.03)	331.18 ^b (0.03)	202.91 ^a (0.03)	< 0.0001

Note: Within each row, means with the same letter are not significantly different at $P \leq 0.05$ (Tukey test)

Table 3: Mean values (SE) of soil pH, organic carbon, organic matter, total nitrogen, available phosphorus and exchangeable potassium at different soil depths, averaged across three land-use types and five villages in the Amhara region, Ethiopia

Parameter	Soil depth (cm)		P value
	0-15	15-30	
pH (H ₂ O)	6.77 ^a (0.08)	6.81 ^a (0.08)	< 0.426
Organic C (%)	1.80 ^b (0.09)	1.24 ^a (0.09)	< 0.0001
Organic matter (%)	3.12 ^b (0.16)	2.14 ^a (0.16)	< 0.0001
Total N (%)	0.18 ^b (0.14)	0.15 ^a (0.14)	< 0.0001
Available P (mg kg ⁻¹)	5.62 ^b (0.15)	3.61 ^a (0.15)	< 0.0001
Exchangeable K (mg kg ⁻¹)	349.68 ^b (0.01)	261.36 ^a (0.01)	< 0.0001

Note: Within each row, means with the same letter are not significantly different at $P \leq 0.05$ (Tukey test)

REFERENCES

1. **Abebe Y, Itanna F and M Olsson** Contribution of indigenous trees to soil properties: the case of scattered trees of *Cordia africana* Lam. in croplands of Western Oromia. *Ethiopian Journal of Natural Resource*. 2001; **3(2)**: 245-270.
2. **Meshesha DT, Tsunekawa A and M Tsubo** Continuing land degradation: cause-effect in Ethiopia's Central Rift Valley. *Land degradation & development*. 2012; **23(2)**:130-143.
3. **Gashaw T, Bantider A and H Gebre-Silassie** Land degradation in Ethiopia: causes, impacts and rehabilitation techniques. *Journal of Environment and Earth Science*. 2014; **4(9)**:98-104.
4. **Deres F and T Legesse** Cause of land degradation and Its Impacts on livelihoods of the population in Toke Kutaye Woreda, Ethiopia. *International Journal of Scientific and Research Publications*. 2015; **5(5)**:1-9.
5. **Gedefaw M and T Soromessa** Land degradation and its impact in the highlands of Ethiopia: Case study in Kutaber Wereda, South Wollo, Ethiopia. *Global Journal of Agriculture and Agricultural Sciences*. 2015; **3 (8)**: 288-294.
6. **Hugo LP, Johann B, Juergen G, Hiremagalur G, Mohammad J, Victor MJ, Martin O and S Mohamed** Linking natural resources, agriculture and human health: Case studies from East Africa. *LEISA Magazine supplement*. 2002; **17(1)**: 17-20.
7. **Young A** Ten hypotheses for soil-agroforestry research. *Agroforestry Today*. 1989a; **1**: 13-16.
8. **Shukla PK** Nutrient dynamics of Teak plantations and their impact on soil productivity: A case study from India. *In proceedings of the 8th World Forestry Congress*. 2009; 18-23.
9. **Belay M, Abebe T and A Abdulkadir** Effects of scattered *F. albida* (Del) and *C. macrostachyus* (Lam) tree species on key soil physicochemical properties and grain yield of maize (*Zea Mays*): a case study at Umbulo Wacho watershed, Southern Ethiopia. *Wudpecker Journal of Agricultural Research*. 2014; **3(3)**: 063-073.
10. **Yeshanew A, Olson M and M Tekalign** Contribution of Croton macrostachyus to Soil fertility in maize based subsistence agriculture of Bure area, north-September western Ethiopia. *Sixth eastern and southern Africa regional maize conference*. 1998; 21st-25th.
11. **Azene B** Useful trees and shrubs for Ethiopia: Identification, propagation and management for 17 agroclimatic zones. *World agroforestry centre, East Africa region, Nairobi, Kenya*. 2007; 524.



12. **Fernandes ECM and PKR Nair** An evolution of the structure and function of tropical homegardens. *ICRAF. Working Paper, Nairobi, Kenya*. 1986; 38.
13. **Bonkougou EG, Alexandre DY, Ayuk ET, Depommier D, Morant P and JM Ouadba** Agroforestry parklands of the West African semi-arid lands. *Conclusions and recommendations of an international symposium, Ouagadougou, 25–27 October 1993. ICRAF/SALWA, 18 pp.*
14. **Clement O and A Olusegun** Soil fertility status under different tree cropping system in a Southwestern Zone of Nigeria. *Notulae Scientia Biologicae*. 2010; **3(2)**:123-128.
15. **Tadesse H, Legesse N and M Olsson** *Millettia ferruginea* from Southern Ethiopia: Impacts on soil fertility and growth of maize. *Agroforestry system*. 2000; **48(1)**:9-24.
16. **Abebe Y, Itanna F and M Olsson** Scattered trees as modifiers of agricultural landscapes: the role of waddeessa (*Cordia africana* Lam.) trees in Bako area, Oromia, Ethiopia. *African Journal of Ecology*. 2009; **47(1)**:78–83.
17. **Wang F, Li Z, Xia H, Zou B, Li N, Liu J and W Zhu** Effects of nitrogen-fixing and non-nitrogen-fixing tree species on soil properties and nitrogen transformation during forest restoration in southern china. *Journal of Soil Science and Plant Nutrition*. 2010; **56(2)**: 297-306.
18. **Daniel HB, Agena A, Abdu A and S Edwards** Evaluation of the effect of *Ficus thonningii* (blume) on soil physicochemical properties in Ahferom district of Tigray, Ethiopia. *Journal of Soil Science and Environmental Management*. 2013; **4(2)**: 35-45.
19. **Wolle HS, Bekele L and M Tefera** Effects of *Ziziphus Spina-Christi* (L.) on selected soil properties and sorghum yield in Habru District, North Wollo, Ethiopia. *Malaysian Journal of Medical and Biological Research*. 2017; **4(2)**:61-68.
20. **Mulugeta L** Effects of land use changes on soil quality and native flora degradation and restoration in the highlands of Ethiopia: Implications for sustainable land management. *PhD dissertation, Swedish University of agricultural sciences, Uppsala, Sweden*. 2004.
21. **Hailemariam K, Kindeya G and C Yamoah** *Balanites aegyptiaca*, a potential tree for parkland agroforestry systems with sorghum in Northern Ethiopia. *Journal of Soil Science and Environmental Management*. 2010; **1(6)**: 107-114.
22. **Bates D, Maechler M, Bolker B and S Walker** Fitting linear mixed-effects models using lme4. *Journal of statistical software*. 2015; **67(1)**: 1-48.

23. **Malo DD, Schumacher TE and JJ Doolittle** Long-term cultivation impacts on selected soil properties in the Northern Great Plains. *Soil Tillage Research*. 2005; **81**:277-291.
24. **Mohammed AP, le Roux AL, Barker CH and G Heluf** Soils of Jelo micro-catchment in the Chercher highlands of eastern Ethiopia: I. morphological and physiochemical properties. *Ethiop Journal of Natural Resources*. 2005; **7(1)**: 55-81.
25. **Kindu M, Glatzel G and M Sieghardt** Evaluation of common indigenous tree and shrub species for soil fertility improvement and fodder production in the highland areas of western Shewa, Ethiopia. In: Glatzel G, and Habermann B, (eds.). *Gemeinsam Forschengemeinsam Lernen Forschungspartnerschaften in der Entwicklungszusammenarbeit. Österreichischen Akademie der Wissenschaften, Wien*.2006a; 99-106.
26. **Sileshi G, Festus KA, Oluyede CA, Sebastian C, Martin K and PW Matakala** Contributions of agroforestry to ecosystem services in the miombo eco-region of eastern and southern Africa. *African Journal of Environmental Science and Technology*. 2007; **1 (4)**: 068-080.
27. **De Beenhouwer M, Geeraert L, Mertens J, Van Geel M, Aerts R, Vanderhaegen K and O Honnay** Biodiversity and carbon storage co-benefits of coffee agroforestry across a gradient of increasing management intensity in the SW Ethiopian highlands. *Agriculture, Ecosystems and Environment*.2016; **222**: 193–199.
28. **Rao MR, Nair PKR and CK Ong** Biophysical interactions in tropical agroforestry system. *Agroforestry system*. 1997; **38**:3-49.
29. **Khanna PK** Nutrient cycling under mixed-species tree systems in Southeast Asia. *Agroforestry system*. 1998; **38**:99–120.
30. **Nair PKR** Soil productivity aspects of agroforestry. *International council for research in Agroforestry Nairobi, Kenya*. 1984
31. **Young A** The potential of agroforestry for soil conservation. Part I: erosion control. *ICRAF Working Paper 42. Nairobi: ICRAF*, 1986a; .69.
32. **Evrendilek F, Celik I and S Kilic** Changes in soil organic carbon and other physical soil properties along adjacent Mediterranean forest, grassland, and cropland ecosystems in Turkey. *Journal of Arid Environment*. 2004; **59**:743–752.
33. **Subba B and PK Dhara** Influence of Fruit Based Agroforestry Systems on Soil Properties for Sustainable Soil Health in Hill Zone of West Bengal, India. *International Journal of Plant & Soil Science*.2017;**16(5)**: 1-12.

34. **Lehmann J, Cravo MS, MacÍdo JLV, Moreira A and G Schroth** Phosphorus management for perennial crops in central Amazonian upland soils. *Plant and Soil*.2001; **237(2)**: 309-319.
35. **Kindu M, Buresh RJ and B Jama** Root and inorganic nitrogen distributions in sesbania fallow, natural fallow and maize fields. *Plant and Soil*.1997; **188(2)**:319–327.
36. **Berger TW, Swoboda S, Prohaska T and G Glatzel** The role of calcium uptake from deep soils for spruce (*Piceaabies*) and beech (*Fagus sylvatica*). *Forest Ecology and Management*. 2006; **229(1)**: 234-246.
37. **Onguene NA and T Kuyper** Mycorrhizal associations in the rain forest of south Cameroon. *Forest Ecology and Management*. 2001; **140**: 277-287.
38. **Bolan NS, Robson AD and NJ Barrow** Effects of vesicular-arbuscular mycorrhiza on the availability of iron phosphates to plants. *Plant Soil*. 1987; **99**: 401-410.
39. **Smith SE, Smith FA and I Jakobsen** Mycorrhizal Fungi can dominate phosphate supply to plants irrespective of growth responses. *Plant physiology*. 2003; **133(1)**: 16-20.
40. **Panwar VP and MK Gupta** Litter fall, nutrient return and soil fertility under *Celtis australis*: an indigenous agroforestry tree species in Himachal Pradesh, India. *International Journal of environmental sciences*. 2015; **6(3)**: 318-329.